



PAVANATMA COLLEGE

MURICKASSERY , IDUKKI 685604

2023-24

GENDER AUDIT REPORT



WOMEN CELL

GENDER AUDIT



WOMEN CELL

PAVANATMA COLLEGE MURICKASSERY



PAVANATMA COLLEGE

Nestled on a hillock, Pavanatma College, the beacon of knowledge, evokes mingled feelings of pride and hope in the passersby. Surrounded by hills and foregrounded by coconut trees, the college affords a picturesque view, beckoning young minds to make intellectual pursuits by utilizing its tranquil ambience.

NAAC Reaccredited A Grade College, located at Murickassery, about 15 kms away from Idukki en route to Thopramkudy, in Vathikudy Panchayath, Idukki Taluk, Idukki District. Pavanatma is affiliated to Mahatma Gandhi University, Kottayam. It was established in 1982

The Management was transferred to the Diocese of Idukki in the year 2003 followed by the bifurcation of the Kothamangalam Diocese. At present His Excellency Mar John Nellikkunnel, Bishop of Idukki is the Patron of the College. Under the efficient guidance of the corporate Educational Agency, Idukki, the College marches forward along the path of progress with 9 UG and 5 PG Programmes

- * To instil commitment to academic mastery to seek new pastures of life by being a centre of excellence in arts and science.
- * To be a pioneer in providing quality cum holistic education, responsive to the needs of the society in the High-ranges.
- * To equip the students to become intellectually powerful, socially responsible, emotionally mature and self-reliant.
- * To foster a sense of concern for the less privileged fellow beings through outreaching programmes.
- * To inculcate Christian values in the
students to guide them in the services of the suffering humanity.
- To infuse a genuine love for Nature and interest in protecting the Environment.

WOMEN CELL

Women students often constitute more than 55% of the total strength of the college. To empower and equip them with confidence and strength of character, the Women Cell organizes various programmes like seminars, debates and competitions. The Women's Day conducted annually, gives them the opportunity to display their talents without any inhibitions.

SC/STC MONITORING CELL



The cell is functioning to monitor the welfare activities provided to the socially backward students in the College

GRIEVANCE REDRESSAL CELL

The cell looks into the various grievances of students inside and outside the campus.

STUDENT SERVICE CELL

A student service cell functions in our college in association with the student Service of the MG. University. It arranges talks and seminars of general nature for the welfare of the student

ETHICS COMMITTEE

The College aims at the total development of students based on religious and moral ideals. It fosters the feelings of love and tolerance to lead a peaceful life

GENDER POLICY

- Non-Discrimination: No gender-based discrimination shall be tolerated in the institution.
- Equal Opportunities: The institution provides equal opportunities for all genders.
- Freedom of Expression: All genders have the right to express their opinions freely.
- Grievance Redressal: An accessible, unbiased, and confidential cell is available for addressing gender-related grievances.
- Safety and Security: The institution ensures the safety and security of all genders.
- Inclusivity and Sensitization: The institution promotes gender inclusivity and awareness

REPORT OF THE GENDER AUDIT 2023-24



PREAMBLE

Gender Audit of educational institutions is a process for organisational assessment and a tool for action planning from a gender perspective. It critically examines the capacity of institutions to ensure a 'safe and secure' ambience for women and girl students, faculty and administrative staff. The participatory audit process helps to identify institutional strengths and challenges to integrating gender, as well as gender equity, in the institution's systems and operations and in programmes and activities. Gender audit encourages the stakeholders in an educational institution to engage in a dialogue and reflect about the strengths and gaps of the system vis-à-vis gender related issues. According to an ILO Manifesto gender auditing helps institutions to focus on such areas as:

- Mainstreaming gender as a cross-cutting concern within the unit's objectives, programmes and budget.
- Existing gender expertise and competence
- Information and knowledge management on gender issues.
- Systems and instruments in use for accountability, evaluating and monitoring on gender equality.
- Staffing and human resources concerning balance between women and men, as well as gender-friendly policies.
- Organisational culture and its effects on gender equality



GENDER AUDIT

Pavanatma College, Murickassery as an institution is committed to equity and equality of opportunity. It also aims to offer quality education to all students irrespective of disparities in background. To fulfil its aims the College decided to go for a Gender Audit and hence this study, which has been carried out by applying the participatory methodology.

Towards this end, the interaction with the teachers, staff and students of the College along with the With the cooperation of the Principal, teachers and students of the College , the gender audit was made successful. For the purpose, the visit has been made to assess the various facilities and structures of the College premises and examine them in relation to their gender quotient. And the gender auditor also examined various records and documents of the College as provided by their office. Sufficient data has been made available to prepare a comprehensive Gender Audit, that is presented below.

Department wise admission details of students hereafter :

Table 1
Student Data for the year 2023-24

Department	Male	Female	Total	Male%	Female %
Commerce	81	140	221	36.65	63.35
English	29	43	72	40.28	59.72
History	43	55	98	43.88	57.22
Malayalam	28	67	95	29.48	70.52
Mathematics	14	13	27	51.85	49.15
Chemistry	27	47	74	36.48	63.52
Physics	19	19	38	50	50
Animation	45	10	55	81.81	18.19
Voc. Accounting	37	23	60	61.67	38.33
Economics	50	38	88	56.82	43.18
Total	373	455	828	45.05	54.95

Source: Data from College office

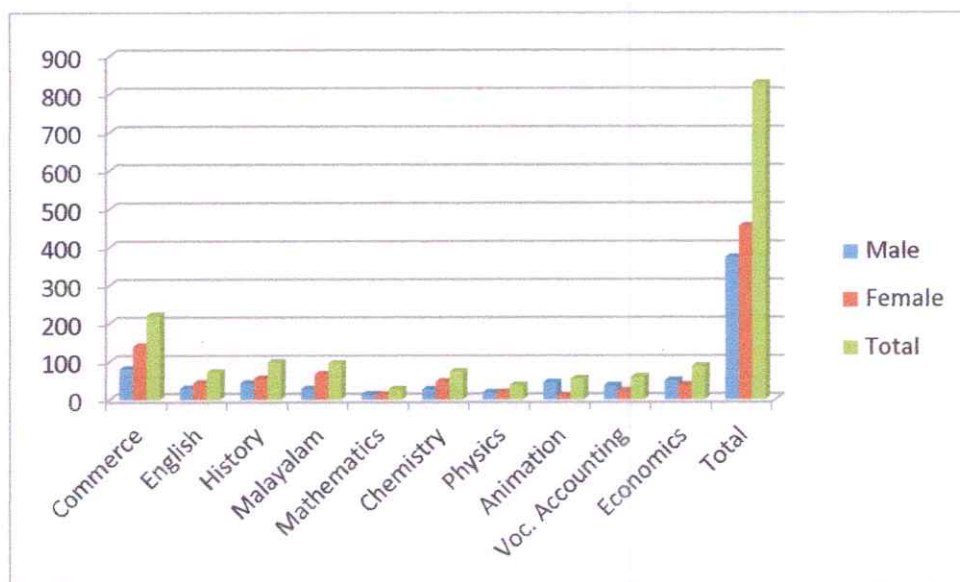


Table 1 shows the department wise student data. The strength percentage of female students is more than the male students in the majority number of departments like Commerce, English, History, Malayalam, chemistry. The number of male students are more than the female students in the departments of Mathematics, Departments of vocational studies , and Economics. There is equal number of male and female students in the department of Physics.

This data also reveals that in total number of female students are more than the male students in the college during the year 2023-24. It is more clear from the Figure 1

Figure 1

Strength of Students



SC/ST category of Students

the strength of SC/ST students of the college department wise classification is given below in Table 2



Table 2
SC/SC Category Student Data

Department	SC	ST	Total	SC to total %	ST to total %
Commerce	31	8	221	14	4
English	6	2	72	8.3	3
History	9	6	98	9.2	6.1
Malayalam	8	11	95	8.4	11.6
Mathematics	0	0	27	0	0
Chemistry	4	1	74	5.4	1.3
Physics	3	0	38	7.8	0
Animation	1	4	55	1.8	7.3
Voc. Accounting	2	0	60	3.3	0
Economics	4	2	88	4.5	2.3
Total	68	34	828	8.21	4.1

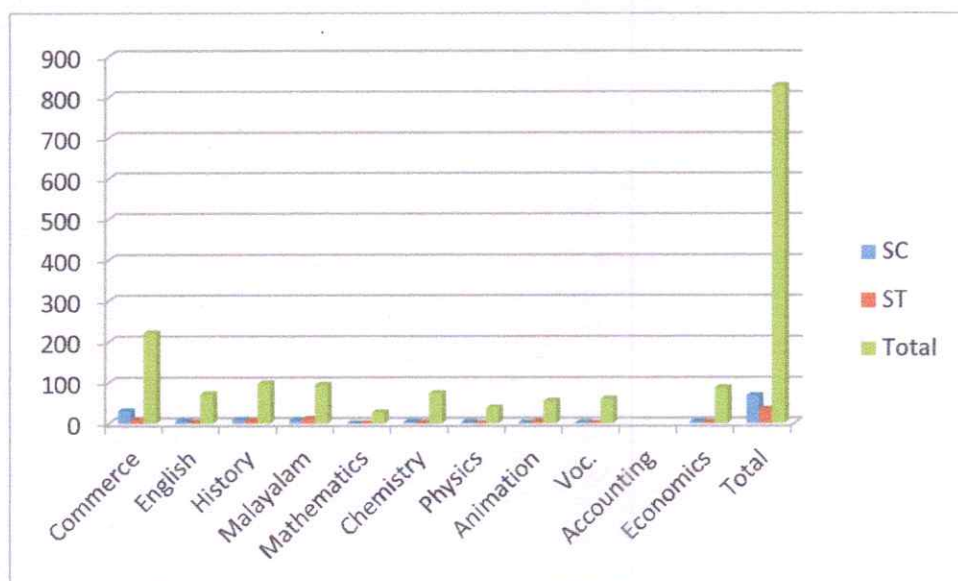
Source: Data from College office

Table 2 shows that there is very small number of students of SC/ST category are admitted during the year 2023-24. Of the total students, 8.21 per cent students are from SC category and 4.1 per cent students are of ST category during the year 2023-24. This more clear from Figure 2



Figure 2

SC/SCT Category students Department wise



Category wise details of students

The category wise details of the students in a department are explained in tables hereafter.

Table 3

Department of Commerce		
CATEGORY DETAILS	Male	Female
Total Number of SC Students	11	20
Total Number of ST Students	3	5
Total Number of OBC Students	13	35
Total Number of OEC	3	5
Total Number of General Students	51	75
TOTAL	81	140

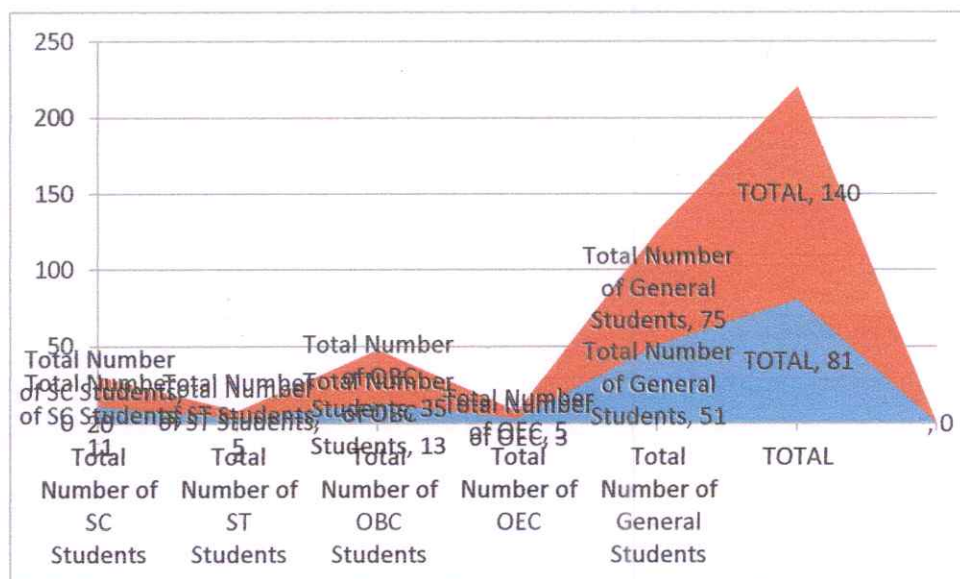
Table 3 reveals that there are the female students are more that the male students in all the category students.

It is also depicted in figure 3



Figure 3

Category wise-Department of commerce



Category wise data of students , English department. The details are in Table 4

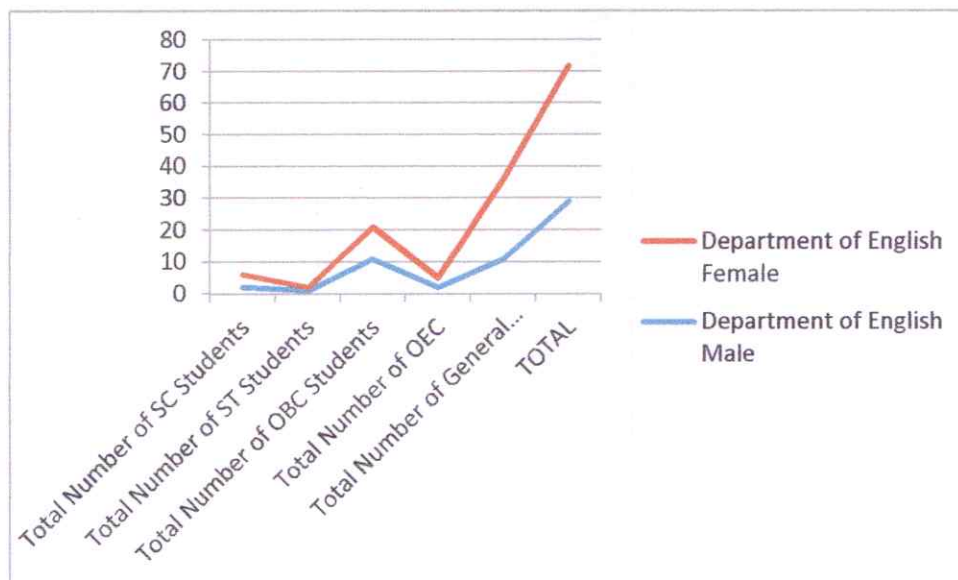
Table 4

Department of English		
CATEGORY DETAILS	Male	Female
Total Number of SC Students	2	4
Total Number of ST Students	1	1
Total Number of OBC Students	11	10
Total Number of OEC	2	3
Total Number of General Students	11	25
TOTAL	29	43

Table 4 shows that department of English has female students are equal or more than the male students. It is more visible in figure 4



Figure 4



Category wise data of students in chemistry department. The details are in Table 5

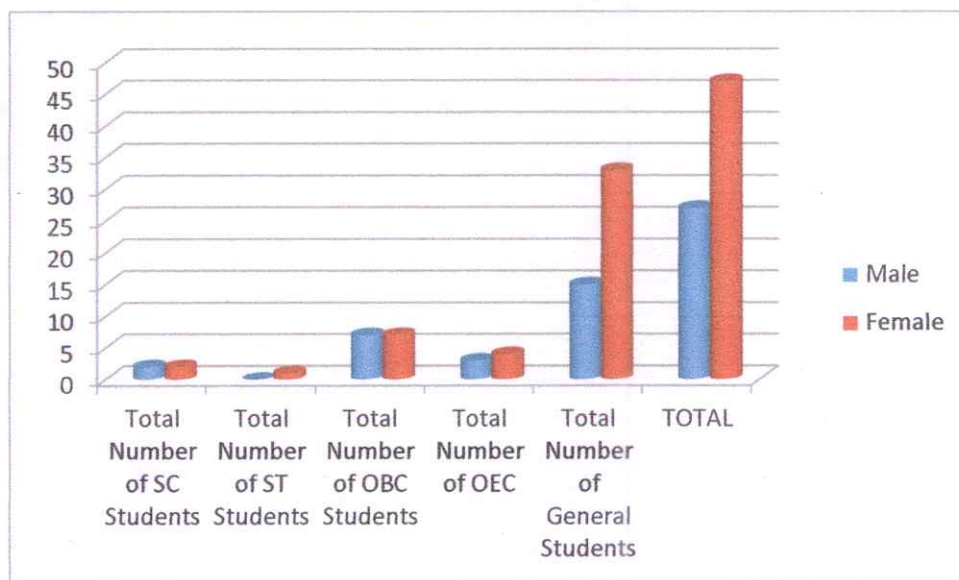
Table 5

Department of Chemistry		
CATEGORY DETAILS	Male	Female
Total Number of SC Students	2	2
Total Number of ST Students	0	1
Total Number of OBC Students	7	7
Total Number of OEC	3	4
Total Number of General Students	15	33
TOTAL	27	47

In the department of chemistry , there female students are more or equal to male students in all the categories . it is more evident from the figure 5



Figure5



Category wise data of students , mathematics department. The details are in Table 6

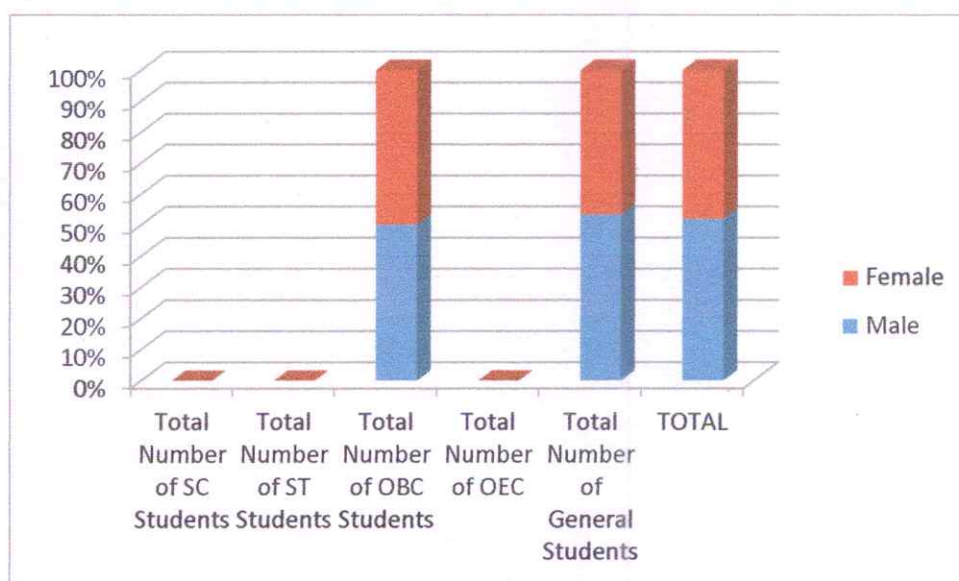
Table 6

Department of Mathematics		
CATEGORY DETAILS	Male	Female
Total Number of SC Students	0	0
Total Number of ST Students	0	0
Total Number of OBC Students	6	6
Total Number of OEC	0	0
Total Number of General Students	8	7
TOTAL	14	13

In Mathematics department, there is almost equal number of Male and female students. It is more clear from figure 7



Figure 7



Category wise data of students , Malayalam department. The details are in Table 8

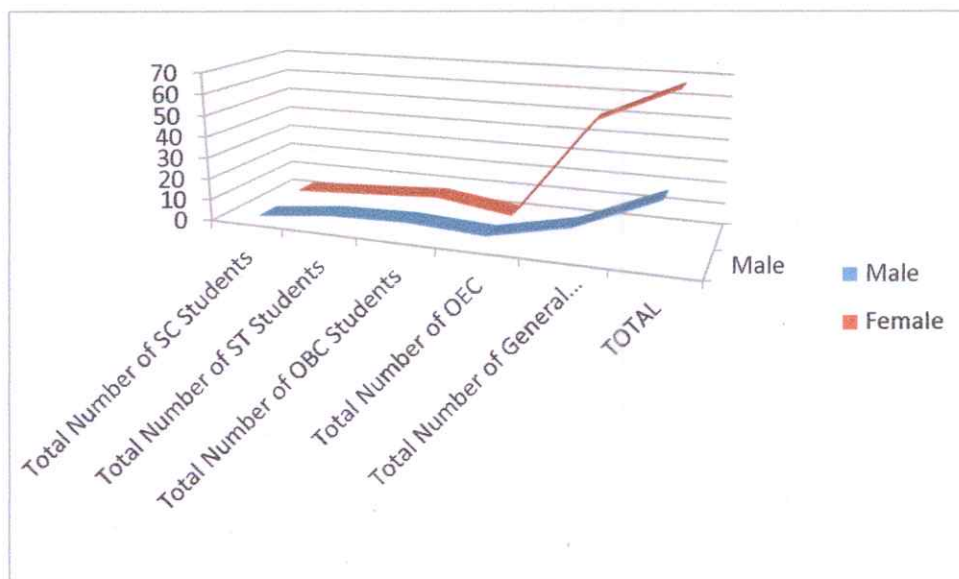
Table 7

Department of Malayalam		
CATEGORY DETAILS	Male	Female
Total Number of SC Students	1	3
Total Number of ST Students	5	5
Total Number of OBC Students	6	7
Total Number of OEC	4	2
Total Number of General Students	12	50
TOTAL	28	67

Table 7 shows the female students are more than the male students in all the categories. Figure 7 shows in detail.



Figure 7



Category wise data of students , Physics department. The details are in Table 8

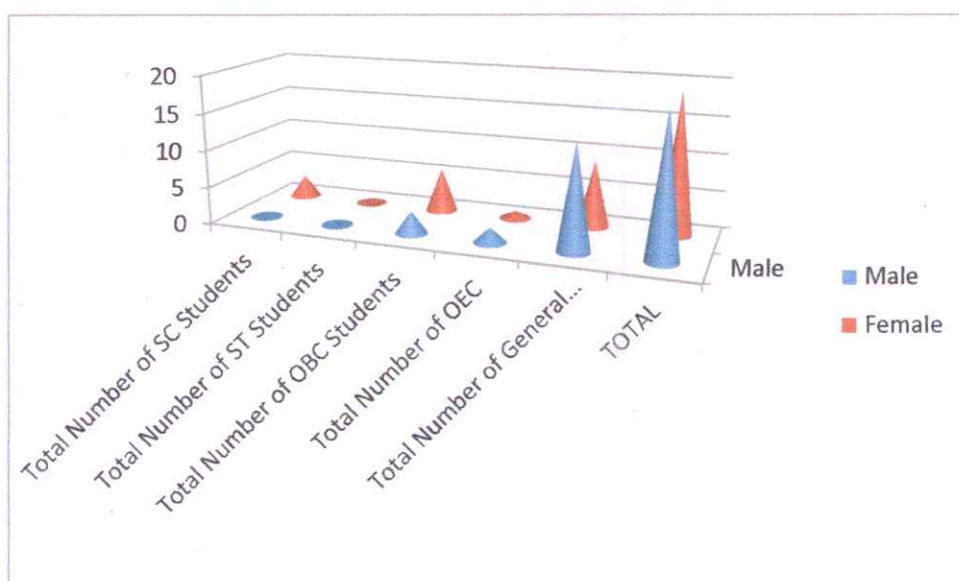
Table 8

Department of Physics		
CATEGORY DETAILS	Male	Female
Total Number of SC Students	0	3
Total Number of ST Students	0	0
Total Number of OBC Students	3	6
Total Number of OEC	2	1
Total Number of General Students	14	9
TOTAL	19	19

Table 8 shows that in total equal number of male and female students are admitted in the department of Physics. It is more in detail from figure 8



Figure 8



Category wise data of students , Economics department. The details are in Table 9

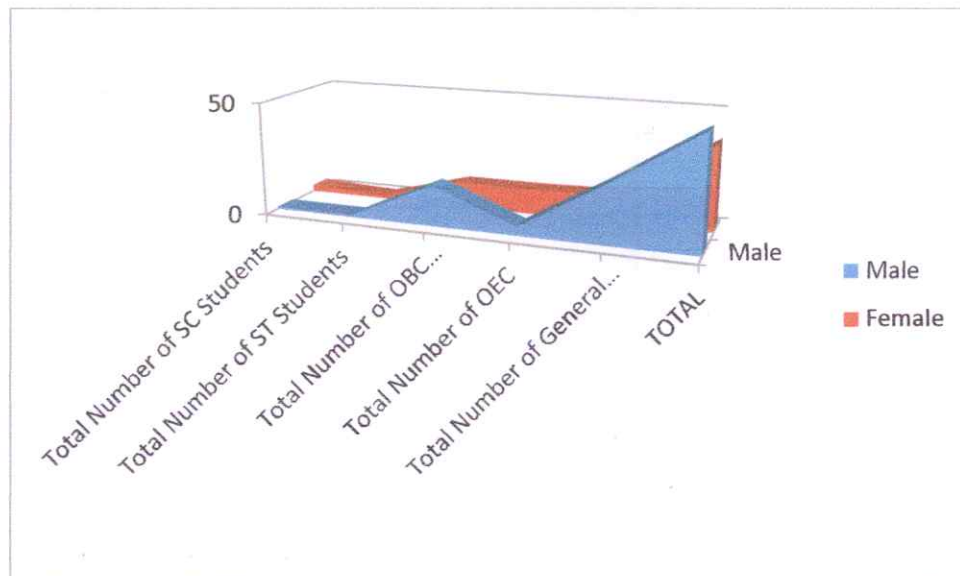
Table 9

Department of Economics		
CATEGORY DETAILS	Male	Female
Total Number of SC Students	1	3
Total Number of ST Students	1	1
Total Number of OBC Students	18	11
Total Number of OEC	4	11
Total Number of General Students	26	12
TOTAL	50	38

From Table 9 it is known that there is more number of male students than the female students in all categories in the Department of Economics. It is known at a glance from Figure 9



Figure 9



Category wise data of students , History department. The details are in Table 10

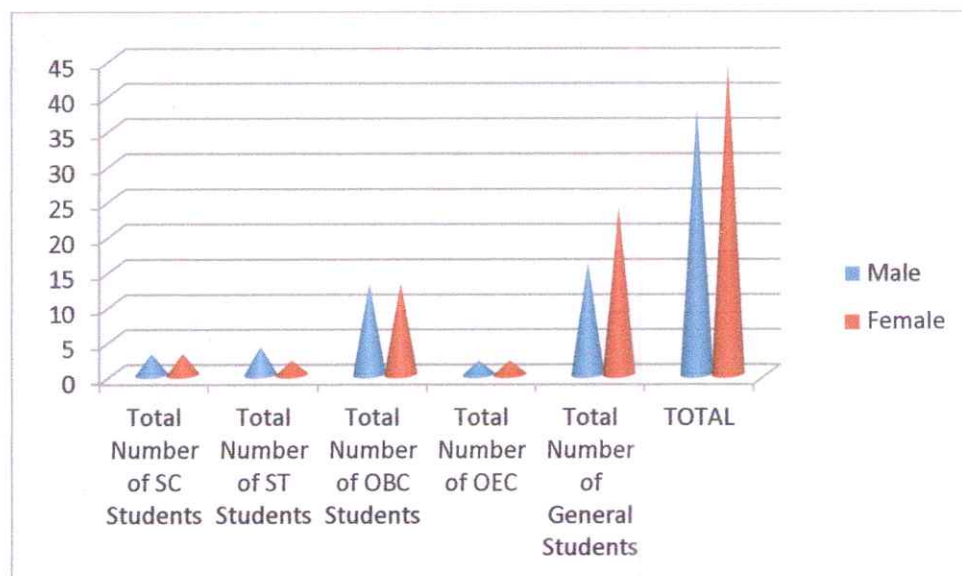
Table 10

Department of History		
CATEGORY DETAILS	Male	Female
Total Number of SC Students	3	3
Total Number of ST Students	4	2
Total Number of OBC Students	13	13
Total Number of OEC	2	2
Total Number of General Students	16	24
TOTAL	38	44

In the department of History , General female students are more than the male students, other categories are almost equal number of students. Let us known from figure 10



Figure 10



Category wise data of students Vocational studies (Animation and accounting) department. The details are in Table 11

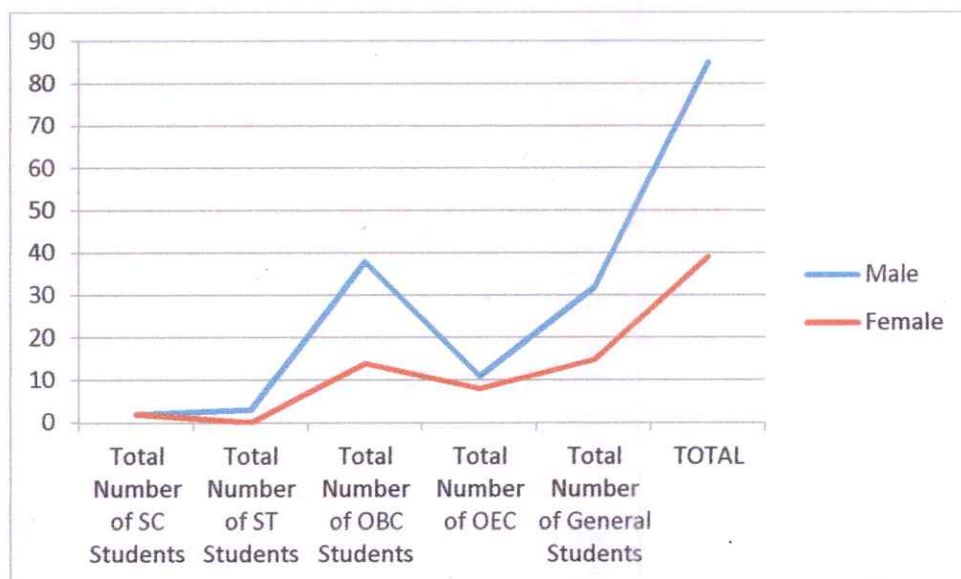
Table 11

Department of Vocational studies		
CATEGORY DETAILS	Male	Female
Total Number of SC Students	2	2
Total Number of ST Students	3	0
Total Number of OBC Students	38	14
Total Number of OEC	11	8
Total Number of General Students	32	15
TOTAL	85	39

In the department of vocational studies ,number of female students are less than the male students in all the categories. A clear look in figure 11



Figure 11




Teaching staff of the college

The strength of teaching staff of the department is depicted in Table 12

Table 12

Teachers

Department	Male	Female	Total
Chemistry	2	5	7
Commerce	4	6	10
Computer Science	3	0	3
Economics	3	1	4
English	3	3	6
Hindi	1	0	1
History	4	3	7
Malayalam	3	7	10
Mathematics	3	2	5
Physical Education	1	0	1
Physics	4	0	4
B.Voc Animation and Graphic Design	2	0	2
B.Voc Business Accounting and Taxation	0	4	4
Total	33	31	64



The Table 12 shows that there is almost equal strength of male and female teachers in the department except certain department like Department of Hindi, BVoc animation, Economics, and mathematics. Figure 12 gives the idea in detail.

Figure12

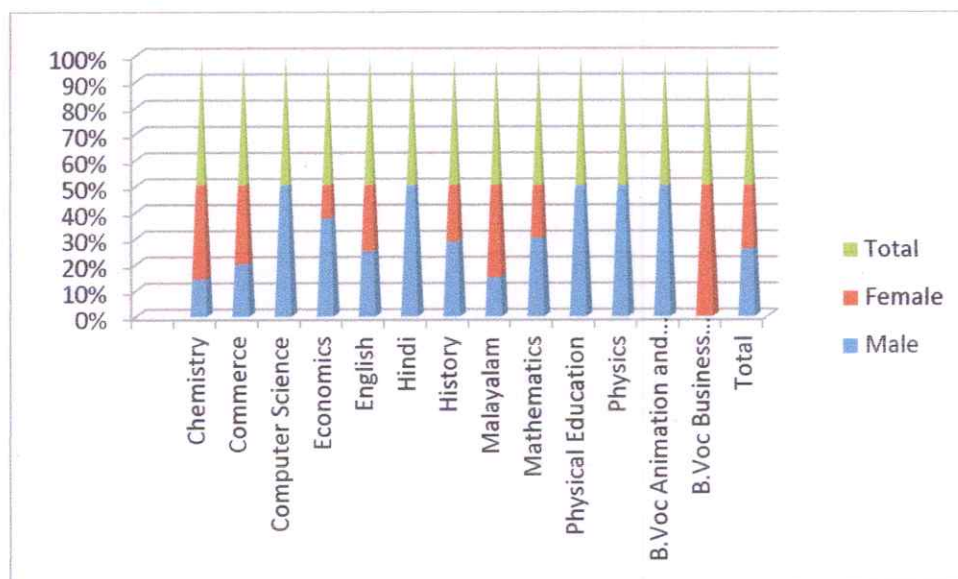

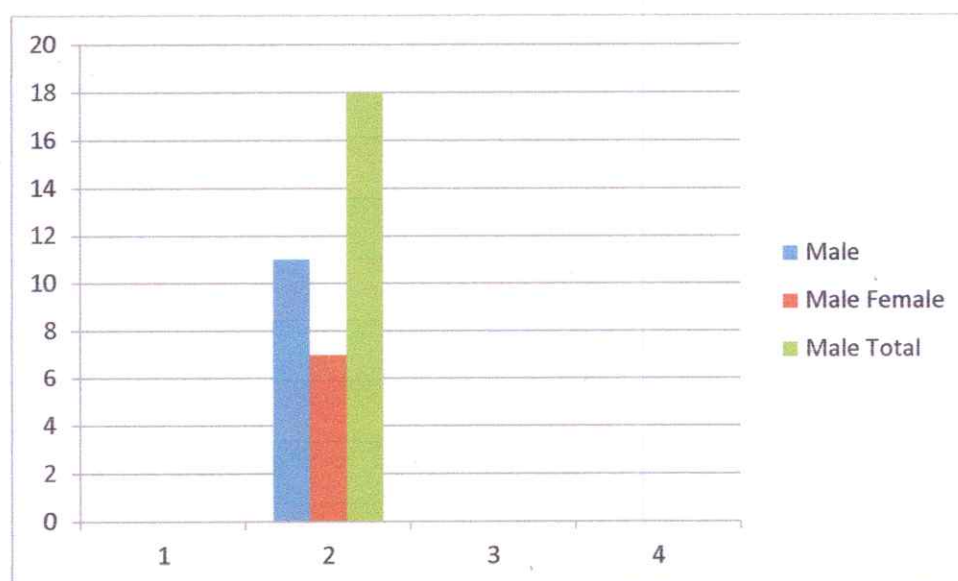


Table 13
Administrative Staff

Male	Female	Total
11	7	18

In administrative section, male staff members are more than the female staff members



In Pavanatma college, equal preferences are given to all genders in regard to students, teachers and administrative staffs. There is no gender discrimination are noticed during the year 2023-24.

Indh
Dr. B. Sindhu, Coordinator
Womencell



B
Prof. (Dr.) BENNICHEN SCARIA
PRINCIPAL
PAVANATMA COLLEGE
MURICKASSERY, IDUKKI DIST